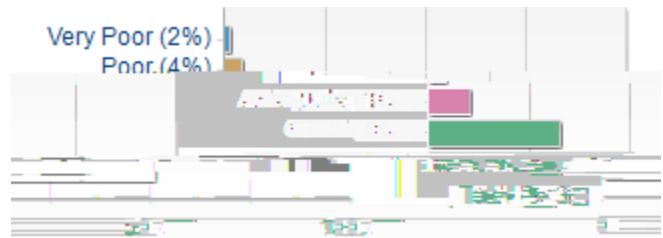


and their ideas




Statistics	Value
Response Count	943
Mean	4.55
Median	5.00
Standard Deviation	+/-0.68

Statistics	Value
Response Count	943
Mean	4.27
Median	5.00
Standard Deviation	+/-0.93

1. The course structure, goals and requirements were clear

2. The materials provided for learning the course

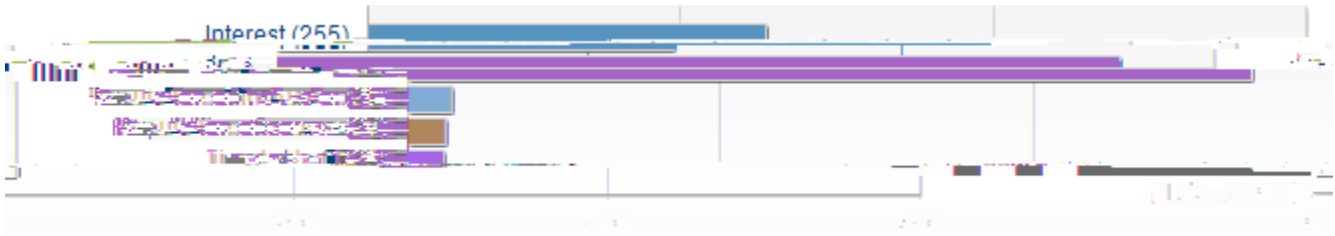


Statistics	Value
Response Count	867
Mean	4.08
Median	4.00
Standard Deviation	+/-0.93

--	--

III Statements About The Students:

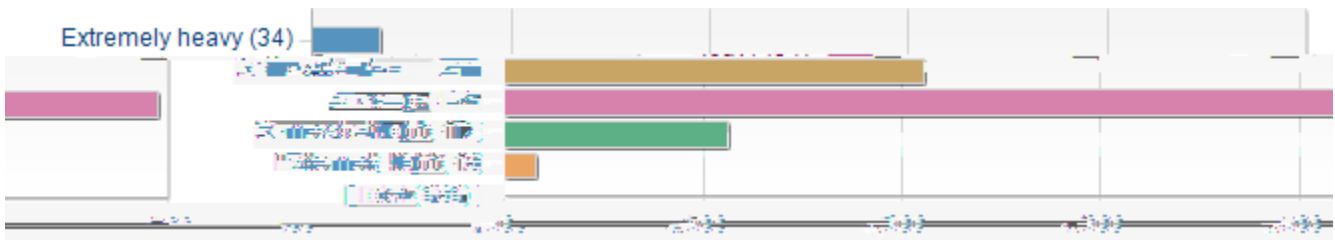
My primary reason for taking the course.



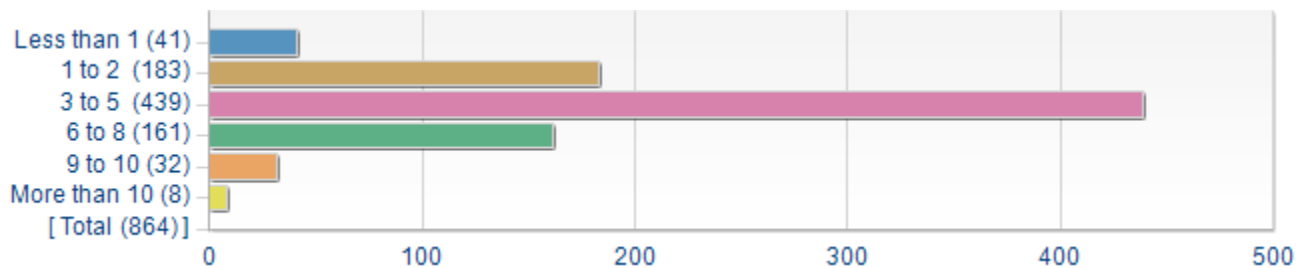
The approximate number of classes or labs that I did not attend



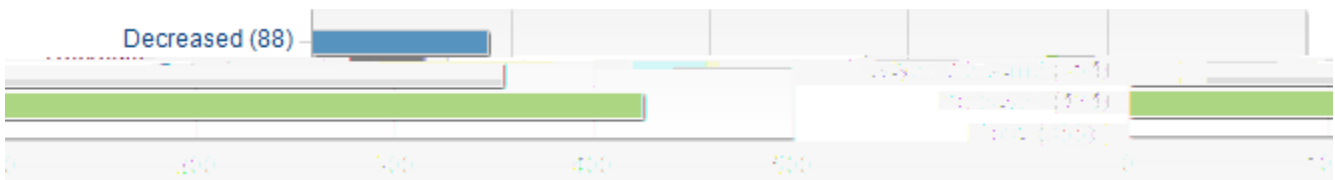
Relative to other courses I have taken at UVic, the workload in this course was



The approximate number of hours per week I spent studying for this course outside of class time:

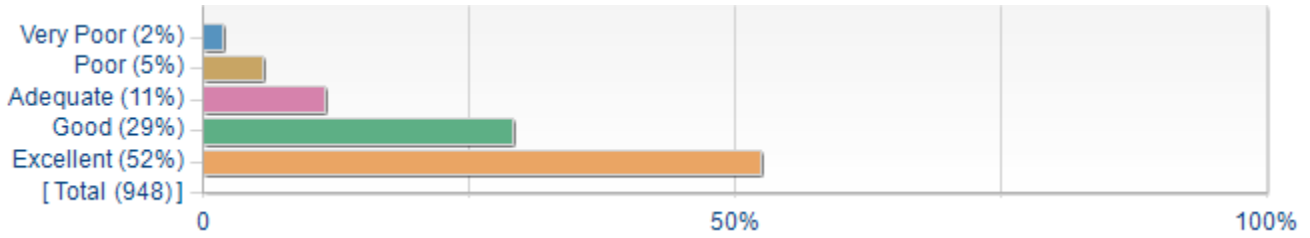


As a result of my experience in this course, my interest in the material:



IV Additional Statments:

How would you rate instructor 0.94118 rg 11.00000 66.00000 m 211.00000 66.00000 I :



Statistics	Value
Response Count	948
Mean	4.25
Median	5.00
Standard Deviation	+/-0.98



Statistics	Value
Response Count	867
Mean	3.87
Median	4.00
Standard Deviation	+/-1.02

Options	Count	Percentage
Yes	339	37%
No	515	57%
Does not apply (online course, field course, etc.)	55	6%